

Foot Deformities - The Goal of Correction

Gusev Valentin*

Department of Orthopedic, Scientific Research, Centre, and College of Functional Orthopedics, Canada

***Corresponding author:** Gusev Valentin, Department of Orthopedic, Scientific Research, Centre, and College of Functional Orthopedics, 2727 Steeles Ave. West, Unit 306. Toronto, Canada

ARTICLE INFO

Received: 📅 April 27, 2023

Published: 📅 May 15, 2023

Citation: Gusev Valentin. Foot Deformities - The Goal of Correction. Biomed J Sci & Tech Res 50(3)-2023. BJSTR. MS.ID.007950.

Introduction

There are no two identical things in nature, as well as two identical deformities of the feet, the spine. Some people like straight fingers, and some don't. For 60 years of work in orthopedics, participating in many international conferences, I have never heard why deformities are so bad and how they can be eliminated. History knows many examples when, when correcting deformities of the fingers, they are fixed with knitting needles, the arches are lifted with hard insoles, and the discs of the spine are held with corsets. In the 1970s, this correction practice ceased to be used, but today it has again become universally used. And although deformities are now observed in 99% of the population, no conclusions are drawn. They are not, and cannot be, for several reasons. The doctor believes that knowing the names of the bones of the skeleton is enough to be a specialist. Those involved in the correction of skeletal elements must have knowledge in the field of theoretical mechanics, which gives an understanding of how the bones, changing their position, give the feet various functions. Either to keep the vertical position of the body, then to perform a jump, to raise blood to the heart, to maintain the metabolism of body cells and its energy state.

Not a small contribution to the development of deformations is made by the shoe industry. For three, four years of using modern, improperly made shoes, the feet acquire such types of deformations that it is no longer possible to call them legs. Such a foot is no longer the one that will keep the body upright, will not ensure the rise of lymph, blood to the heart. The position of mechano-receptors is disturbed,

the sequence of their excitation when walking, which is the cause of chronic fatigue syndrome. Violated signals from the reflex zones of the feet, connecting the brain with the environment. No one thinks about this, does not say what the material of the insoles and their color should be. There is no understanding that by raising the arch with an insole, bringing support under it, he forms a foot like a flat-footed one. Correction is, first, work on the removal of the GCG of the body relative to the support points of the skeleton of the feet, the supporting surface of the feet. To do this, it is necessary to compensate for the difference in the lengths of the limbs, bring the skeleton to the vertical, and the bones of the joints to a neutral position. If today specialists in the manufacture of insoles work at the level of the ankle joint, then hydrostatic correction is carried out at the level of the position of the vestibular apparatus - the level of the auricles. Only after such a correction is it possible to begin to walk correctly, keep your posture.

All this contributes to the normalization of the work of a self-regulating organism, allows you to cope with violations in it. Medicine does not understand the relationship of foot deformities, with the presence of a difference in the lengths of the legs, which causes injuries to the Central Nervous System with distortions on the first cervical vertebra. From here, the hyperactivity of children, the C-shaped form of scoliosis began to be massively diagnosed. Almost everyone has a curvature of the spine, but medicine says that the cause has not been clarified. But standing on the diaphragms of the communicating vessels, the spine aligns, and the prints of the insoles provide complete information about the difference in leg lengths and at what heel height the arches of the feet will be in a neutral position, effectively

supplying blood, relieving you of the feeling of cold feet. There is no such technology in the world, it was awarded a bronze medal at the exhibitions in Moscow. This is the therapy of a self-regulating organism, which doctors cannot understand. As Paracelsus stated: "Medicine is more an art than a science. Knowledge of the experience of

other sciences can be useful to a doctor, but all the knowledge of the world will not make a person a doctor of a self-regulating system. By eliminating deformations in the structures of the musculoskeletal framework, the pumping function of the muscles and cell metabolism are restored, which is the body's therapy (Figures 1-5).



Figure 1.



Figure 2.

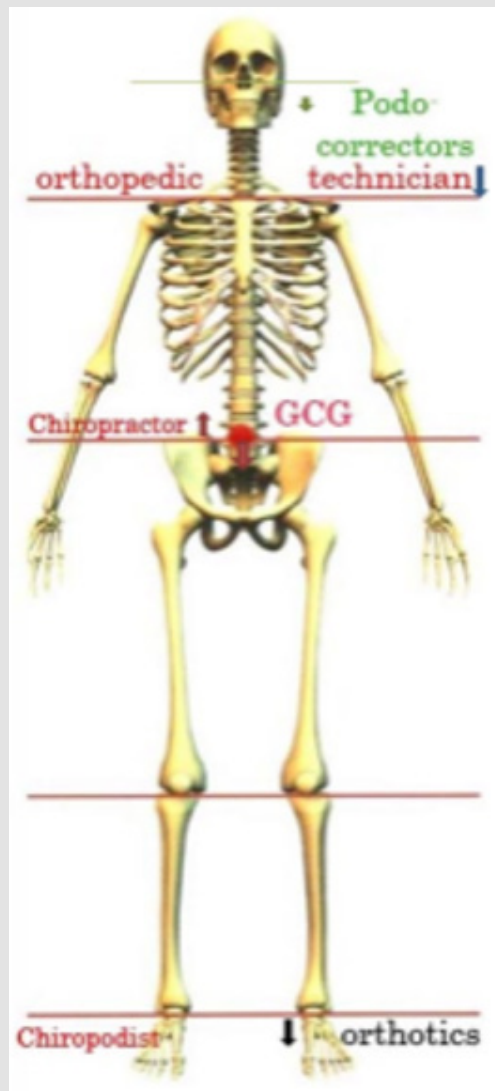


Figure 3.

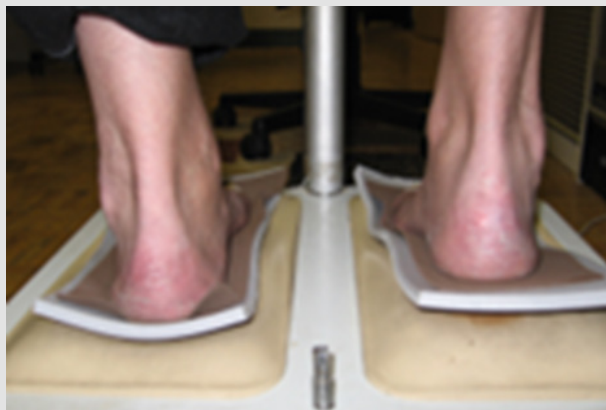


Figure 4.

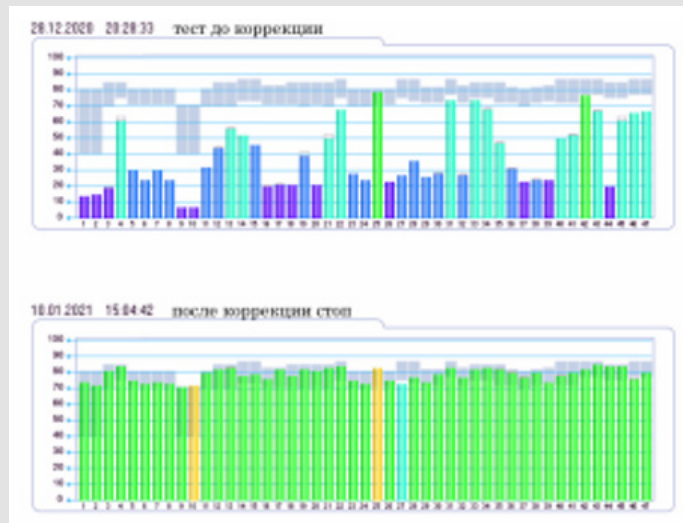


Figure 5.

ISSN: 2574-1241

DOI: 10.26717/BJSTR.2023.50.007950

Gusev Valentin. Biomed J Sci & Tech Res



This work is licensed under Creative Commons Attribution 4.0 License

Submission Link: <https://biomedres.us/submit-manuscript.php>



Assets of Publishing with us

- Global archiving of articles
- Immediate, unrestricted online access
- Rigorous Peer Review Process
- Authors Retain Copyrights
- Unique DOI for all articles

<https://biomedres.us/>